

# Royal London US Equity

Our RL US Equity Strategy aims to:

- Provide a core US Equity solution to asset owners looking for consistent above market returns
- Deliver high information ratios from active, idiosyncratic, stock-selection risk
- Provide low style and other factor risks relative to benchmark

## A differentiated, proven and repeatable approach to US Equity

The US Equity Strategy forms part of a suite of strategies run by the Global Equity investment team at Royal London Asset Management. The team has spent 20 years identifying superior wealth creating stocks at attractive valuations which can be combined into balanced portfolios across different risk budgets.

This approach has proven resilient and powerful and has an idiosyncratic stock specific basis which provides a hard to replicate true differentiator. It leads to alpha generating portfolios with high stock-specific risk and low factor risk, that have proven robust in multiple

market environments over long time periods. We consider the idiosyncratic and proprietary nature of our portfolio biases to be valuable to clients, repeatable and hard to replicate.

As stock pickers, we believe and can show through our resultant performance record that, in a world where competition for capital is increasingly global, running a US only strategy as part of a global approach is advantageous through the provision of context often lacking in domestic only coverage.

## The Corporate Life Cycle, Shareholder Wealth Creation and Valuation

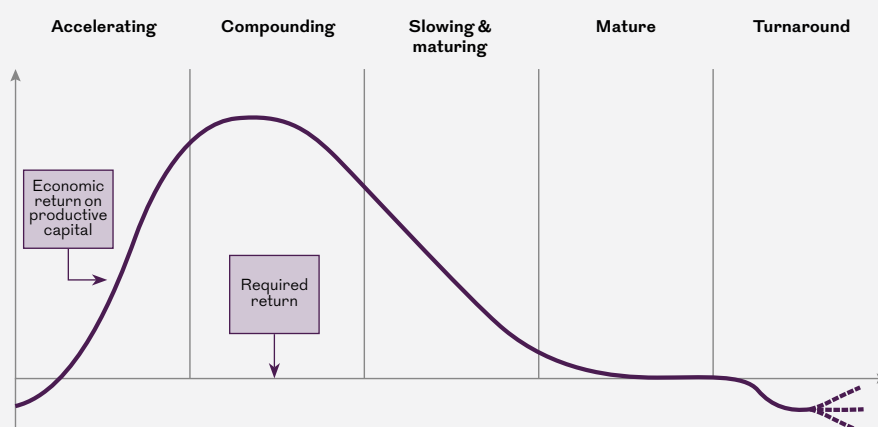
Our Corporate Life Cycle framework is the theoretical and practical foundation of our approach. As well as informing the path of our stock analysis it also acts as a framework for balanced portfolio construction.

We consider that corporate returns on productive capital and growth tend to progress along a Life Cycle and every company can be located economically in one of five Corporate Life Cycle categories, from early-stage accelerators and growth compounders to more mature returners and turnarounds.

The key insight from the Corporate Life Cycle framework is that you can have a successful investment at any point in the Corporate Life Cycle, but the drivers are very different depending on what stage of the Life Cycle the company is in. For example, a Compounding business best creates wealth via maintaining high returns on productive capital and growing; however, a Turnaround should look to shrink weak assets, and improve its returns.

**Figure 1: Corporate Life Cycle**

**Corporate returns on productive capital and growth tend to progress along a Life Cycle. Every company can be located economically in a Life Cycle category.**



Source: Royal London Asset Management, for illustrative purposes only

This framework allows us to cover a broad range of stocks with insight and adapt to different markets and sectors which have very different Corporate Life Cycle exposures. Our process allows us to recognise, embrace and take advantage of these differences.

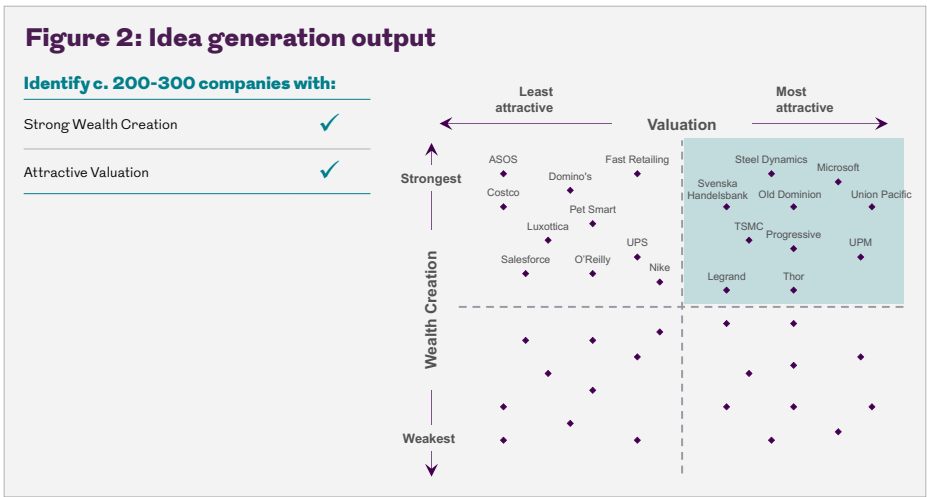
The Life Cycle specificity permeates our assessment of an individual company's ability to create wealth for shareholders on a forward-looking basis by pursuing the optimal strategies, business model and management incentives given their specific Life Cycle category.

Our Life Cycle classification framework and forward-looking Shareholder Wealth Creation analysis seeks to identify and prioritise a superior sub-set of global stock opportunities from which we do further valuation work to identify suitable portfolio candidates across all our strategies.

### Responsibly active

While the strategy has no official ESG objective, as a forward-looking factor, ESG risks and opportunities are fully integrated into our assessment of Shareholder Wealth Creation. In essence, companies with strong governance and shareholder aligned incentives, with socially and environmentally useful products and services and limited negative environmental externalities, are more likely to get a higher grade in our forward-looking Shareholder Wealth Creation assessment.

We use Investor-led engagement to partake in two-way dialogue with portfolio constituents to enhance our insights, hold management accountable to their commitments, communicate our client’s expectations and engage for change when necessary. Such engagement is a key determinant of our stock evaluations and voting process.



Source: RLAM, for illustrative purposes only.  
 Portfolio characteristics and holdings are subject to change without notice.  
 This does not constitute an investment recommendation. For information purposes only.

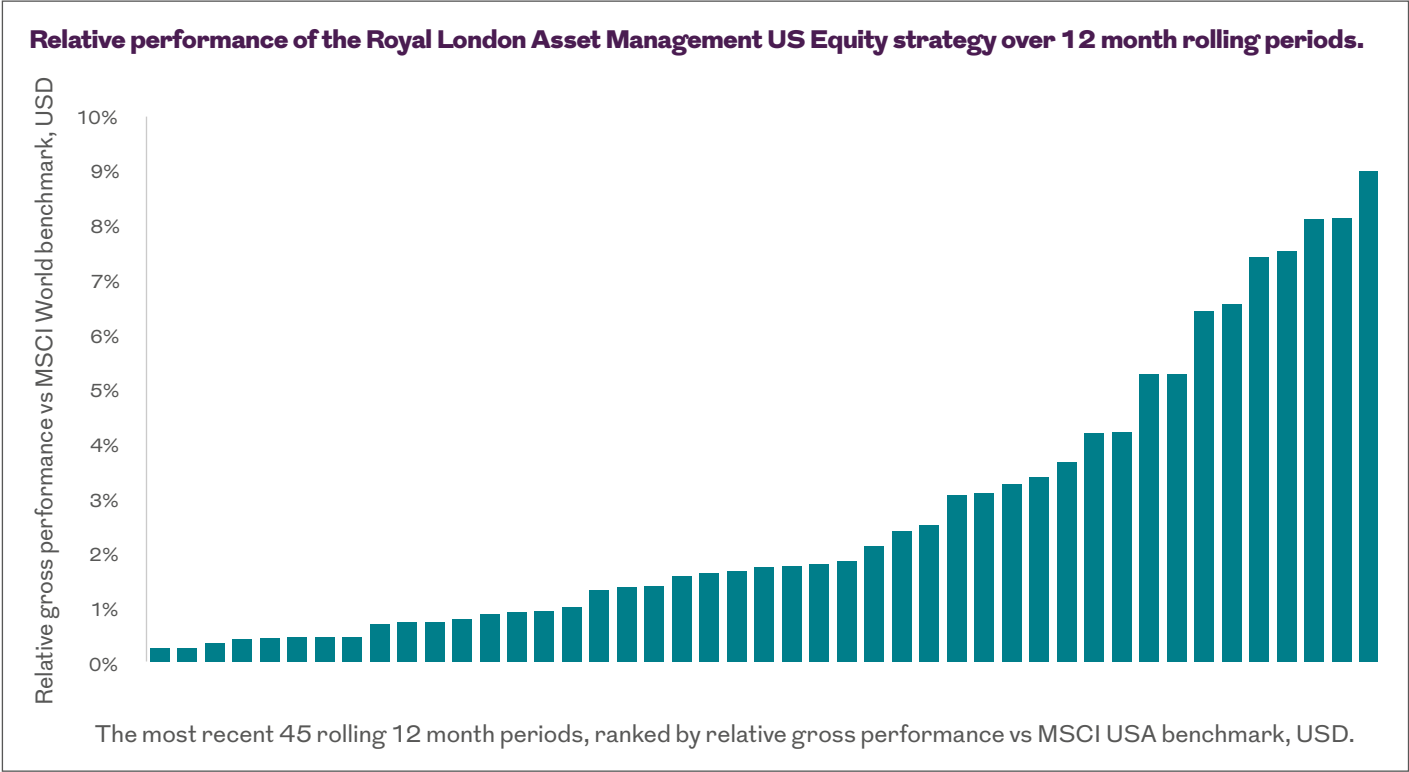
### Fundamental diversification and portfolio construction

The US Equity strategy invests in a fully balanced portfolio of 80-120 stocks which our process has identified as having the best combination of strong shareholder wealth creation and attractive valuation. We use our Life Cycle framework to ensure that the portfolio is diversified to each stage, as well as a proprietary ‘Fundamental Diversification’ approach which helps inform individual position weighting and balance non-stock specific risk.

This Fundamental Diversification approach is further supplemented by a series of proprietary and third-party construction and risk tools, which act as a comprehensive dashboard to cover multiple dimensions of portfolio risk. The goal is to support the overall objective of maximising risk-adjusted returns in the context of high idiosyncratic stock/low factor risk portfolios.

### Consistent outcomes

The result of our approach is consistent investment performance across market cycles from a portfolio with low turnover and consistently low factor risk.



Source: RLAM, MSCI as at 31 December 2023.  
 Past performance is not a guide to future performance. The impact of fees or other charges including tax, where applicable, can be material on the performance of your investment.

## Our US Equity strategy

The current key construction characteristics of the US Equity strategy, which are subject to change, are shown in the below table:

	Compelling US risk adjusted returns
Performance benchmark	MSCI USA
Performance objective	1.5%
Tracking error range (%)	1.5-3%
No. of stocks	80-120
Active share (%)	>65%
Stock specific risk (%)	>70%
Systematic risk (%)	<30%
Strategy characteristics	Life Cycle diversified

Source: RLAM, for illustrative purposes only.

Portfolio characteristics and holdings are subjected to change without notice. This does not constitute an investment recommendation.

## Risk warnings

Past performance is not a guide to future performance. The value of investments and any income from them may go down as well as up and is not guaranteed. Investors may not get back the amount invested.

**Concentration risk:** The price of strategies that invest in a reduced number of holdings, sectors, or geographical areas may be more heavily affected by events that influence the stockmarket and therefore more volatile.

**Efficient Portfolio Management (EPM) techniques:** The strategies may engage in EPM techniques including holdings of derivative instruments. Whilst intended to reduce risk, the use of these instruments may expose the strategy to increased price volatility.

**Exchange rate risk:** Changes in currency exchange rates may affect the value of investments.

**Liquidity risk:** In difficult market conditions the value of certain strategy investments may be difficult to value and harder to sell, or sell at a fair price, resulting in unpredictable falls in the value of your holding.

**Emerging markets risk:** Investing in emerging markets may provide the potential for greater rewards but carries greater risk due to the possibility of high volatility, low liquidity, currency fluctuations, the adverse effect of social, political and economic instability, weak supervisory structures and accounting standards.

**Counterparty risk:** The insolvency of any institutions providing services such as safekeeping of assets or acting as counterparty to derivatives or other instruments, may expose the strategy to financial loss.

**Charges from Capital Risk:** Charges are taken from the capital of the strategy. Whilst this increases the yield, it also has the effect of reducing the potential for capital growth.



**For professional clients/qualified investors only, not suitable for retail investors.**

This marketing communication is a financial promotion and is not investment advice. The views expressed are those of Royal London Asset Management at the date of publication unless otherwise indicated, which are subject to change, and is not investment advice.

Telephone calls may be recorded. For further information please see the Privacy policy at [www.rlam.com](http://www.rlam.com).

Issued in January 2024 within Europe (ex-Switzerland) by FundRock Distribution S.A. ("FRD") the EU distributor for Royal London Asset Management Limited. FRD is a public limited company, incorporated under the laws of the Grand Duchy of Luxembourg, registered office at 9A, rue Gabriel Lippmann, L-5365 Munsbach, Luxembourg, and registered with the Luxembourg trade and companies register under number B253257. Page 23, FRD is authorized as distributor of shares/units of UCIs without making or accepting payments (within the

meaning of Article 24-7 of the 1993 Law), as updated from time to time. FRD is authorised and regulated by the Commission de Surveillance du Secteur Financier (CSSF). Portfolio management activities and services are undertaken by Royal London Asset Management Limited, 80 Fenchurch Street, London, EC3M 4BY, UK. Authorised and regulated by the Financial Conduct Authority in the UK, firm reference number 141665. A subsidiary of The Royal London Mutual Insurance Society Limited.

Ref: SA RLAM PD 0158

## Contact us

For more information about our range of products and services, please contact us. Royal London Asset Management has partnered with FundRock Distribution S.A, who will distribute our products and services in the EEA. This follows the United Kingdom's withdrawal from the European Union and ending of the subsequent transition period, as UK Financial Services firms, including Royal London Asset Management, can no longer passport their business into the EEA.

**Royal London Asset Management**  
80 Fenchurch Street  
London EC3M 4BY

For any queries or questions coming from UK or non-EEA potential investors, please contact:

**For advisers and wealth managers**  
[bdsupport@rlam.co.uk](mailto:bdsupport@rlam.co.uk)  
+44 (0)20 3272 5950

**For institutional client queries**  
[institutional@rlam.co.uk](mailto:institutional@rlam.co.uk)  
+44 (0)20 7506 6500

For any queries or questions coming from EEA potential investors, please contact:

**Arnaud Gerard**  
FundRockDistribution S.A.  
9A rue Gabriel Lippman  
Luxembourg-L-5365, Munsbach  
+352 691 992 088  
[arnaud.gerard@fundrock.com](mailto:arnaud.gerard@fundrock.com)

We are happy to provide this document in Braille, large print and audio.

[www.rlam.com](http://www.rlam.com)