ROYAL LONDON ETHICAL BOND FUND

Quarterly Report 30 September 2020

For professional clients only, not suitable for retail investors

CONTENTS

ROYAL LONDON ETHICAL BOND FUND **3**

ROYAL LONDON ETHICAL BOND FUND

Asset split

	Fund (%)	Benchmark[1] (%)
Conventional credit bonds[2]	99.7	99.3
Index linked credit bonds	0.3	0.0
Sterling conventional gilts	0.0	0.0
Sterling index linked gilts	0.0	0.0
Foreign conventional sovereign	0.0	0.7
Foreign index linked sovereign	0.0	0.0
Derivatives	0.0	0.0
Other	0.0	0.0

Fund data

	Fund	Benchmark[1]
Duration[3]	7.8 years	7.9 years
Gross redemption yield[4]	2.51%	1.43%
No. of stocks	422	1,163
Fund size	£1,245.8m	-

Source: RLAM, based on the Z share class. Launch date: 31.01.2007.

[1]Benchmark: iBoxx Sterling Non-Gilt All Maturities Index.

[2]Conventional credit bond allocation includes exposure to non-sterling credit bonds and CDs, where applicable.

[3]Excluding cash

[4]The gross redemption yield is calculated on a weighted average basis

Reported yields reflect RLAM's current perception of market conventions around timing of bond cash flows. Heightened uncertainty due to the COVID 19 crisis may impact these timings for bonds with callable feature.

Performance

	Fund (%)	Benchmark[1] (%)	Relative (%)
Q3 2020	**1.84**	**1.16**	**0.68**
Year-to-date	4.20	4.54	-0.34
Rolling 12 months	4.54	3.82	0.72
3 years p.a.	5.40	4.64	0.76
5 years p.a.	6.36	5.44	0.92
10 years p.a.	7.29	5.71	1.57
Since inception p.a. 31.01.2007	6.68	5.63	1.05

Past performance is not necessarily a reliable indicator of future performance. The value of investments and the income from them is not guaranteed and may go down as well as up and investors may not get back the amount originally invested.

All performance figures stated gross of fees and tax unless otherwise stated.

Source: RLAM, based on the Z share class.

[1]Benchmark: iBoxx Sterling Non-Gilt All Maturities Index.

The Z share class was launched on 30 October 2009. Performance data for periods after this date is for the Z share class. Performance shown in the table above for periods extending prior to 30 October 2009 is a merged return which includes that of Class A prior to 30 October 2009, and for Class Z units thereafter. Performance for the Royal London Ethical Bond Fund is based on the fund's pricing point at noon, while index performance is based on close of business prices, thus preventing a direct comparison of performance.

As of 6 April 2017, the UK Government announced that funds paying interest distributions will be required to pay those distributions gross of tax

ROYAL LONDON ETHICAL BOND FUND

Sector breakdown

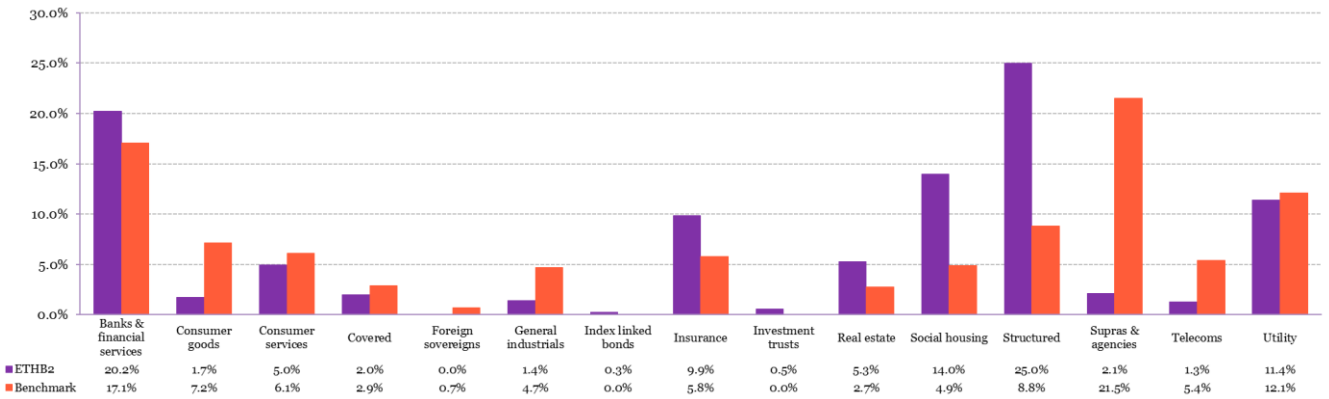

Source: RLAM. Figures in relation to your portfolio exclude the impact of cash held, although they do include the impact of CDs if held within your portfolio

Maturity profile

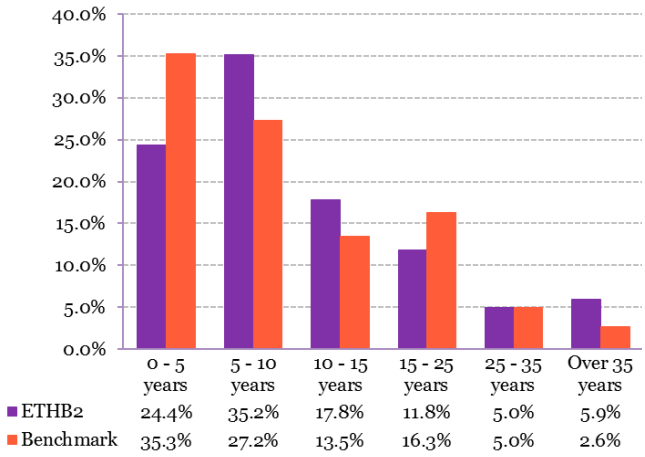

Credit breakdown

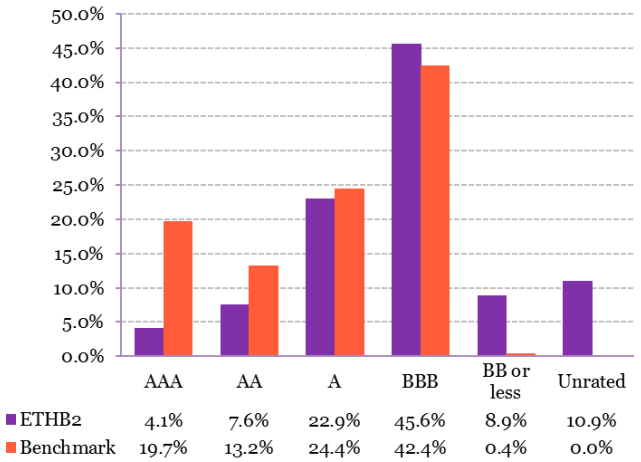

Ten largest holdings

	Weighting (%)
Thames Water Utilities 2 7.738% 2058	0.9
UK Municipal Bonds Agency Finance 2025	0.9
Électricité de France 6% 2114	0.9
Derby Healthcare 5.564% 2041	0.9
Aviva Plc 6.875% 2058	0.8
Prudential Corporation 6.125% 2031	0.8
Premiertel 6.175% 2032	0.8
NBHA 3.625% 2028	0.8
Delamare Finance 6.067% 2029	0.8
Glaxosmithkline Capital Plc 1.25% 2028	0.7
Total	**8.3**

Source: RLAM. Figures in the table above exclude derivatives where held, subject to rounding.

ROYAL LONDON ETHICAL BOND FUND

Market overview

- The Corporate Bond Purchase Scheme from the Bank of England (BoE) has played a major role in the recovery of the sterling credit market since March. The Scheme dates back to August 2016, when the BoE announced £10bn of investment grade corporate bond purchases to deal with the aftermath of the Brexit vote. In the wake of the Covid-19 crisis, the BoE pledged an additional £10bn of purchases under the Scheme. This helped improve market liquidity considerably, with bid-offer spreads on many of the more liquid issues returning to their pre-Covid levels during the third quarter. The programme was completed on 1 October and no further purchases have been announced.
- The Scheme, which excludes many asset-backed securities (ABS) and all financial bonds, has distorted market valuations. The eligible bonds (which represent approximately 28% of typical credit indices) have strongly outperformed the wider market. In *Bank of England buybacks: the show cannot go on* you can read our analysis of the programme, in which we consider what happened in the months after the Scheme was started in 2016, attempting to answer the question of how long-term investors ought to act in the face of inevitable market distortions.
- The UK government continued to support the economy over the quarter through its Coronavirus Job Retention Scheme ("furlough"), tax deferrals, business grants and loan guarantees. In late September, Chancellor Rishi Sunak announced that the furlough scheme would be replaced on 1 November by a new Job Support Programme. The programme requires an employee to work a minimum of 33% of their regular hours, with the government and employer each paying one third of the employee's salary for the remaining hours in which they do not work. Additionally, larger businesses must show that their turnover has fallen to remain eligible for the support.
- The scale of the impact of these programmes on the UK government's finances became clearer during the quarter. In our last quarterly report, we noted that UK government borrowing in the current year would exceed £300bn. It is now estimated to be £470bn; approximately 23% of GDP. The BoE has neutralised the impact of the heavy government bond issuance this implies by buying many of the bonds. This is due to end in November, although a further extension of quantitative easing is expected. The yield on 10-year gilts was just 0.23% at the end of September, little changed from 0.17% at the end of June. Short-dated government bond yields remained negative for maturities of less than seven years, although the BoE has played down the likelihood that it will implement negative base rates imminently.
- Against this background, credit outperformed gilts during the third quarter, reflecting a tightening of credit spreads. The broad gilt market returned -1.23% over the quarter, while sterling investment grade corporate debt returned 1.16%. The average sterling investment grade credit spread (the average extra yield available from a corporate bond compared with government debt of equal maturity) narrowed from 1.47% to 1.29%, as measured by the ML Sterling Non-Gilt index. The iBoxx Sterling Non-Gilt index experienced a similar move.
- All sterling credit sectors outperformed gilts and achieved positive absolute returns during the quarter. The strongest performances came from the subordinated financial sectors (banks and insurance). Investors were attracted to the higher yields on bonds in these sectors, compensating for the fact that they are considered more risky due to their lower positioning in capital structures. At the other end of the spectrum, the weakest returns came from supranational bonds, covered bonds and asset-backed securities. These types of debt are considered to be less risky, and so lagged the wider market given the evident appetite for risk among investors. Reflecting this same dynamic, lower-rated debt significantly outperformed higher-rated issues. Medium-dated bonds outperformed both short- and long-dated issues.
- Sterling valuations have lagged those seen in the euro and US dollar markets, with credit spreads generally wider. This has been most evident in the financial sectors, despite their relatively strong performance during the quarter. It is likely that the "Brexit" credit spread premium, which has been a feature of sterling assets since 2016, will continue until there is greater clarity on the UK's eventual trading arrangements with the EU. The relatively wide credit spreads available in the sterling market meant that issuance fell short of expectations in the latter part of the quarter as companies sought cheaper debt funding in other markets. Sterling issuance amounted to £7.8bn over the quarter, and despite the fact that it was mostly concentrated in September, that month's issuance was only half the level seen in September 2019.

Portfolio commentary

- The fund performed strongly in the third quarter, achieving a positive absolute return and outperforming the benchmark. This outperformance reflected two primary factors: we were substantially underweight supranationals (the worst performing sterling credit sector) and were overweight subordinated financials (the best performing sectors). We have long held such positioning based upon our view that we are overcompensated for the risks we run in doing so. Supranational bonds have only a low yield advantage over government bonds, whereas the yields currently available on financial debt are highly attractive. We expect the excess return over supranational bonds to underpin medium-term outperformance.
- We retained our high exposure to secured and structured bonds. These are largely excluded from the Corporate Bond Purchase Scheme, which resulted in their slight underperformance during the quarter. Individual issuers such as

Heathrow, the UK's regulated hub airport, utility **Thames Water** and shopping centre **Meadowhall** came under pressure. However, the balance sheets of these companies retain significant liquidity and our exposure to them is in bonds that have claims over assets that we feel adequately protect us, which should ultimately be reflected in market pricing.

- Rising downgrades and defaults remain a concern given the financial impact of the Covid crisis on many businesses. BBB is an obvious area to look at, because when bonds get downgraded from BBB into sub-investment grade, they can experience large price falls. While a material part of the portfolio is invested in BBB issues, our exposure is selective and, we believe, higher quality than the average BBB issue. A large part of our BBB exposure falls into three categories, which we consider to have lower downgrade risks than other parts of the BBB universe, particularly unsecured bonds in more cyclical areas:
  - Secured debt: a material proportion of our secured debt is BBB rated. Such debt will be highly covenanted or have claims over specific cashflows or assets.
  - Utilities: we have a bias towards regulated utilities as they are required to maintain investment grade credit ratings as part of their licence to operate.
  - Banks and insurance: the sector has become more strictly regulated since the global financial crisis, and is an area with high solvency ratios.
- One area of increased focus for us during the quarter was social housing, after several comparatively quiet quarters. We like bonds in this sector due to their attractive valuations, considering the stable cashflows and security over assets. Our purchases within the sector included a new issue from **Hyde Group**, a non-for-profit housing association which focuses on the South West of England, with more than 49,000 homes for over 100,000 people. Hyde issued 2055 bonds at a spread of 130 basis points (bps) over gilts. We bought 35-year debt of **Platform Housing Group**, one of the largest housing associations in the Midlands, at a spread of 125bps. We also participated in a tap of an existing 2049 issue from **Housing 21**, which provides properties for older people across the country, at a spread of around 150bps.
- Otherwise, our new issue activity was fairly quiet over the quarter, reflecting the lower level of issuance in the market due to seasonal trends and the relative attractiveness of euro and dollar markets for issuers. Among our notable purchases were a new issue from FTSE 250 real estate firm **Assura**. The company issued a 'social bond' with proceeds being used to fund acquisition, development and refurbishment of publicly accessible primary care and community healthcare centres. The bonds are unsecured, but underlying cashflows are based on revenues from the NHS, and came at spread of 140bps. We also added a rare sterling issue from US REIT **Realty Income**, which came at a spread of 150bps, where a diversified portfolio of predominantly US commercial property assets provide us with some useful non-UK diversification. Bonds from such issuers as **Arsenal** were called away from the portfolio at favourable terms.
- Rating agency action was less pronounced in the third quarter than might have been expected given the scale of the economic impact arising from Covid-19. Nevertheless, nearly 20% of investment grade bonds have seen some credit rating downgrade in 2020. This was most evident in the second quarter with the rate materially lower this quarter. We expect that the rate of downgrades will pick up again as the economic impact on the corporate sector becomes clearer. Given the high weighting of BBB in credit market indices, it is likely that there will be further downgrades to sub-investment grade; at the present time, only 1% of bonds have transitioned from investment grade to sub-investment grade in 2020. Overall, downgrades in the portfolio remain lower than the market average. We would expect this due to the nature of the strategies relative to the broad market; however it was pleasing to see that our focus on the integrity of the initial lending position has been paying off.
- Our sterling credit approach emphasises the attractions of strong covenants and the importance of security. One consequence of the strong creditor position that secured lending provides is the existence of restrictive operational and financial covenants to which issuers need to remain compliant. This is distinct from the vast majority of unsecured corporate bonds. While these credit enhancements are a key protection, they do mean that we continued to engage in a number of discussions over the quarter with the most immediately impacted issuers (largely encapsulating the airport, retail property and leisure sectors) regarding temporary waivers and amendments to bond terms in order to accommodate the specific impacts of the Covid-19 pandemic. As mentioned in our Q2 report, intu Properties entered administration and in September, one of its subsidiary secured bond issuers, intu debenture, announced that it had failed to make a scheduled interest payment on its 5.562% 2027 debt. This followed an active decision by bondholders to preserve cash in the issuer and ensure the underlying shopping centre assets would continue to trade despite the significant short-term disruption to rental income from Covid-19 (including government allowance for tenants to remain in situ even if they are unable to pay rents), as well as an increase in temporary costs following the parent company entering administration. While disappointing, the relatively small impact on the portfolios emphasises the value of a diversified portfolio with a bias to bonds offering security and covenants. We continue to be involved in restructuring discussions as part of a unified bondholder group of institutional investors with a clear focus on maximising realisations. This applies also to other challenged intu-related secured bonds (SGS and Metrocentre, which were not in default in Q3), but where there are ongoing bondholder discussions that are focused on maintaining the shopping centres open and allowing for maximising potential recoveries should the

situation deteriorate further. We will continue to monitor this situation closely and engage with stakeholders in order to maximise recovery, and believe that market pricing is appropriate given the range of outcomes but reflecting our senior claim on the underlying assets.

- We approached all of these discussions with a common philosophy of balancing the need to be responsible lenders at a time of unprecedented social and economic disruption, while ensuring that we preserve our clients' economic interests. We have typically assented to the changes required, but in a number of cases we sought appropriate enhancements to maintain the correct balance between different stakeholders. While we expect these interactions to continue through the remainder of the year, this extraordinary event has underpinned our strong belief that security and effective covenants remain both undervalued by the market and underappreciated in terms of the tangible creditor control and protection they provide.

Outlook

- The recent upturn in Covid-19 case numbers in the UK has forced the government to tighten its social distancing measures, including a 10pm curfew for pubs and restaurants, as well as encouraging everyone to work from home where possible. The current indications are that this policy will last the whole winter, and there is the potential for further restrictions if the measures fail to contain the spread of the virus. The economic recovery, which had already been slowing during the summer, may be jeopardised by these new lockdown measures and rising unemployment seems likely.
- Even if the measures succeed in curtailing the spread of Covid-19 and societies are able to return to more normal conditions, the economy is likely to be compromised over the medium term. The level of government debt has surged to levels not seen since the Second World War, while tax receipts will become increasingly challenged by rising unemployment. We expect the greater supply of government debt, which is presently being absorbed by the BoE, will eventually lead investors to seek higher yields, and thereby cause an upward trend in long-term interest rates.
- Over the next two or three years, however, interest rates look set to remain at very low levels, with yield curves heavily managed by governments. Central banks appear increasingly comfortable running inflation above their historic target levels, given their desires to avoid painful economic recessions. While we do not anticipate negative interest rates from the BoE in the near term, the BoE's analysis of the potential impact of negative rates suggests that they are a plausible possibility on the way out of an economic recession. As yet, there are few signs of higher inflation, but it remains a possibility that will need to be monitored.
- We expect that economic activity will gradually improve in 2021, particularly if a successful vaccine or treatment for the Covid-19 becomes widely available. There are, however, many threats to this expectation: the possibility of new waves of the virus, complications in the development and distribution of vaccines, subdued consumer confidence and business investment, corporate failures, and government and central bank policies. The UK also faces the additional uncertainty of new trading arrangements with the EU.
- Looking at our portfolio strategy, while we have seen a recovery in risk markets including sterling investment grade, there is no real change to our outlook since April – namely that the short-term outlook is highly uncertain. It is consequently essential that the portfolio is maintained in such a way that it will be resilient across a variety of market scenarios. Specific targeting within the BBB area, which is more prone to heavier price falls on downgrades to sub-investment grade, remains essential in an environment of increasing ratings-transition risk. Our emphasis on seniority within capital structures, proximity to the underlying assets and diversification across sectors and issuers remains necessary for controlling the risks that we may face.

ROYAL LONDON
ASSET MANAGEMENT

IMPORTANT INFORMATION

For professional clients only, not suitable for retail investors. The views expressed are the author's own and do not constitute investment advice.

This document is a financial promotion. It does not provide, and should not be relied on for, accounting, legal or tax advice, or investment recommendations. For more information on the fund or the risks of investing, please refer to the fund factsheet, Prospectus or Key Investor Information Document (KIID), available via the Fund Information page on www.rlam.co.uk.

Past performance is not a reliable indicator of future results. The value of investments and the income from them is not guaranteed and may go down as well as up and investors may not get back the amount originally invested.

Portfolio characteristics and holdings are subject to change without notice. This does not constitute an investment recommendation. For information purposes only, methodology available on request. Information derived from sources other than Royal London Asset Management is believed to be reliable; however, we do not independently verify or guarantee its accuracy or validity.

All rights in the FTSE All Stocks Gilt Index, FTSE Over 15 Year Gilts Index, FTSE A Index Linked Over 5 Years Gilt Index and FTSE A Maturities Gilt Index (the "Index") vest in FTSE International Limited ("FTSE"). All rights in the FTSE 350, FTSE All Share, FTSE 100, FTSE 250, FTSE 350 Higher Yield and FTSE Small Cap (the "Index") vest in FTSE International Limited ("FTSE"). "FTSE®" is a trade mark of the London Stock Exchange Group companies and is used by FTSE under licence. The Royal London Funds (the "funds") have been developed solely by Royal London Asset Management. The Index is calculated by FTSE or its agent. FTSE and its licensors are not connected to and do not sponsor, advise, recommend, endorse or promote the fund and do not accept any liability whatsoever to any person arising out of (a) the use of, reliance on or any error in the Index or (b) investment in or operation of the fund. FTSE makes no claim, prediction, warranty or representation either as to the results to be obtained from the Funds or the suitability of the Index for the purpose to which it is being put by Royal London Asset Management.

All confidential information relating to any Royal London Group company must be treated by you in the strictest confidence. It may only be used for the purposes of assessing the proposal to engage Royal London Asset Management Limited (RLAM). Confidential information should not be disclosed to any third party and should only be disclosed to those of your employees and professional advisers who are required to see such information for the purpose set out above. You should ensure that these persons are made aware of the confidential nature of such information and treat it accordingly. You agree to return and/ or destroy all confidential information on receipt of our written request to do so.

Issued by Royal London Asset Management Limited, Firm Registration Number: 141665, registered in England and Wales number 2244297; Royal London Unit Trust Managers Limited, Firm Registration Number: 144037, registered in England and Wales number 2372439; RLUM Limited, Firm Registration Number: 144032, registered in England and Wales number 2369965. All of these companies are authorised and regulated by the Financial Conduct Authority. Royal London Asset Management Bond Funds Plc, an umbrella company with segregated liability between sub-funds, authorised and regulated by the Central Bank of Ireland, registered in Ireland number 364259. Registered office: 70 Sir John Rogerson's Quay, Dublin 2, Ireland.

All of these companies are subsidiaries of The Royal London Mutual Insurance Society Limited, registered in England and Wales number 99064. Registered Office: 55 Gracechurch Street, London, EC3V 0RL. The Royal London Mutual Insurance Society Limited is authorised by the Prudential Regulation Authority and regulated by the Financial Conduct Authority and the Prudential Regulation Authority. The Royal London Mutual Insurance Society Limited is on the Financial Services Register, registration number 117672. Registered in England and Wales number 99064. FQR RLAM EM 0876.